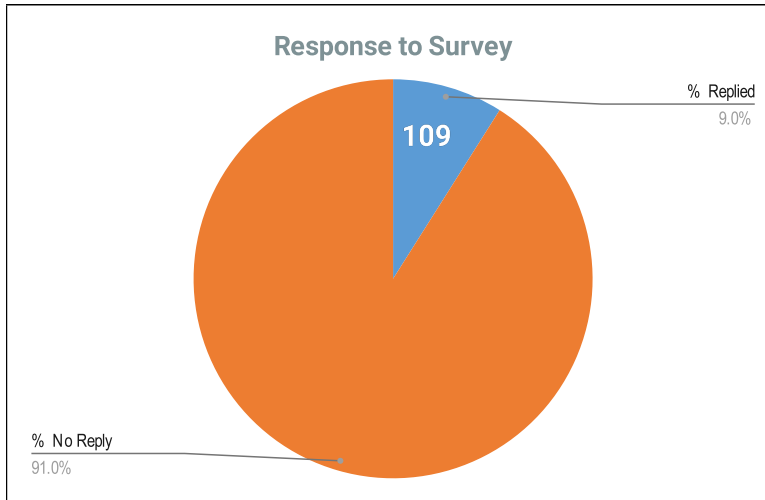




2022 Survey Results

Updated: August 31, 2022

Who Responded?



88%

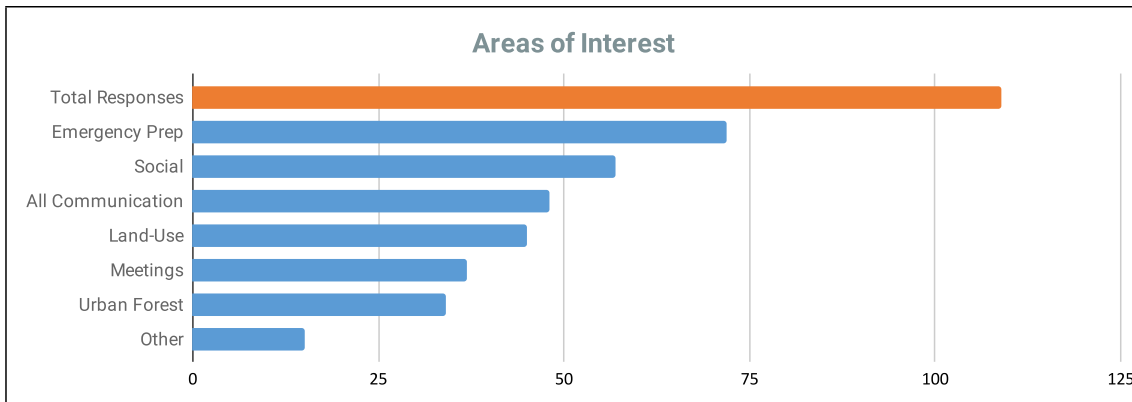
Respondents requested contact in case of emergency.

9%

Respondents have special needs in case of emergency.

28%

Respondents have special training or resources to share in case of emergency.



Top 'Other' Area of Interest

Traffic Safety (General/School), Speeding, Road Maintenance

Other areas of interest: Noise Pollution, Zoning (AirBnb, House Bill 2001), Active Shooter Response, Beautification of Public Areas

60% of the Bryant Neighborhood streets had at least one household respond to survey.

Top 10! Streets with the Most Responses

- 1) Lakeview Blvd
- 2) Lake Haven Dr
- 3) Chapman Way
- 4) Schalit Way
- 5) West Bay Rd
- 6) Hill Way
- 7) Jean Rd
- 8) Wildwood St
- 9) Albert Cir
- 10) Woodside Cir

79%

Respondents mailed survey.

21%

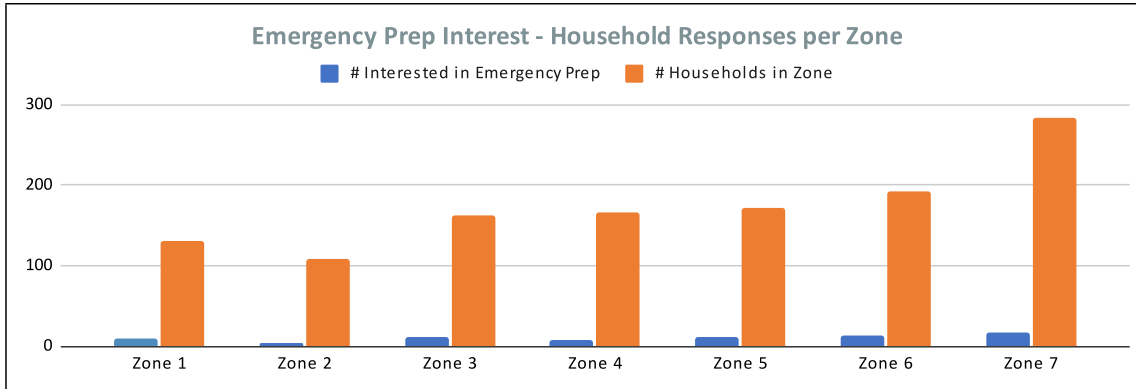
Respondents filled out survey online.



2022 Survey Results

Updated: August 31, 2022

Bryant Neighborhood Emergency Prep



Emergency Prep Team is looking to expand block/team captain coverage per zone for emergency prep activities.

[Bryant Neighborhood Emergency Zones](#)

Special Training and Resources

7%

Respondents have CERT Training.

7%

Respondents have CPR Training.

5%

Respondents have Medical Training.

Other areas of special training and resources: Safety and Disaster Leadership, Contractors, Legal, Child Care, Pet Care, Equipment

Of the respondents with special needs only **1** wanted to be contacted to discuss.