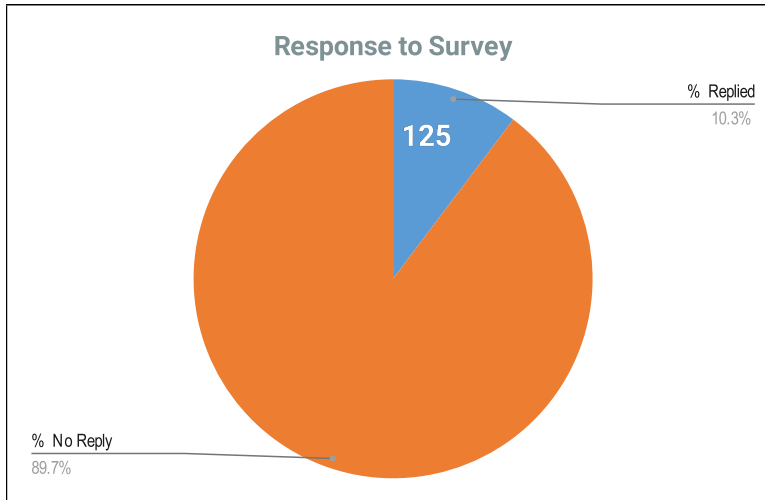




2022 Survey Results

Updated: November 7, 2022

Who Responded?



87%

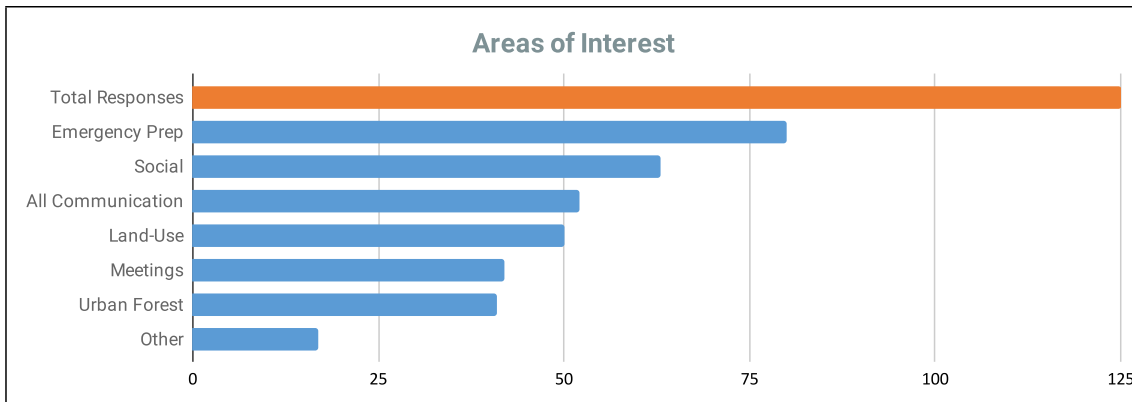
Respondents requested contact in case of emergency.

9%

Respondents have special needs in case of emergency.

30%

Respondents have special training or resources to share in case of emergency.



Top 'Other' Area of Interest

Traffic Safety (General/School), Speeding, Road Maintenance

Other areas of interest: Noise Pollution, Zoning (AirBnb, House Bill 2001), Active Shooter Response, Beautification of Public Areas, Trails and Sidewalks, Crime

65% of the Bryant Neighborhood streets had at least one household respond to survey.

Top 11! Streets with the Most Responses

- 1) Lakeview Blvd
- 2) Lake Haven Dr
- 3) Chapman Way
- 4) Schalit Way
- 5) West Bay Rd
- 6) Wildwood St
- 7) Albert Cir
- 8) Deer Oak Ave
- 9) Hill Way
- 10) Jean Rd
- 11) Lower Dr

82%

Respondents mailed survey.

18%

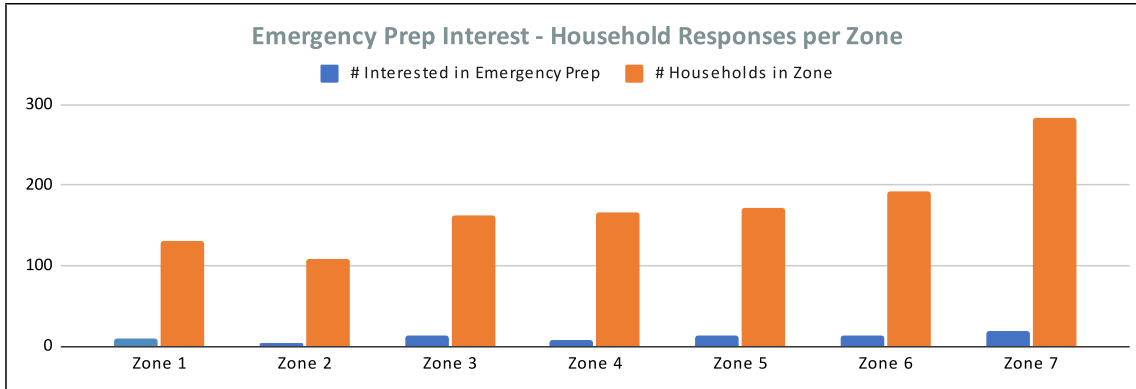
Respondents filled out survey online.



2022 Survey Results

Updated: November 7, 2022

Bryant Neighborhood Emergency Prep



Emergency Prep Team is looking to expand block/team captain coverage per zone for emergency prep activities.

[Bryant Neighborhood Emergency Zones](#)

Special Training and Resources

8%

Respondents have CERT Training.

7%

Respondents have CPR Training.

6%

Respondents have Medical Training.

Other areas of special training and resources: Safety and Disaster Leadership, Contractor, Engineer, Legal, Child Care, Pet Care, Equipment

Of the respondents with special needs only **1** wanted to be contacted to discuss.